






clothespin puppets

Color the animals, then cut each one out. Then, cut each character in half, from the mouth to the neck. Glue the top half to one side of the clothespin and the bottom half to the other, so when the clothespin is pinched, the mouth moves. Time to put on a puppet show!



Parents, use #sharetheplay on social media so we can see how they did!

